

# DT05

Track dumper  
0.5–2.5t payload

# DT08

# DT12

# DT15

# DT25

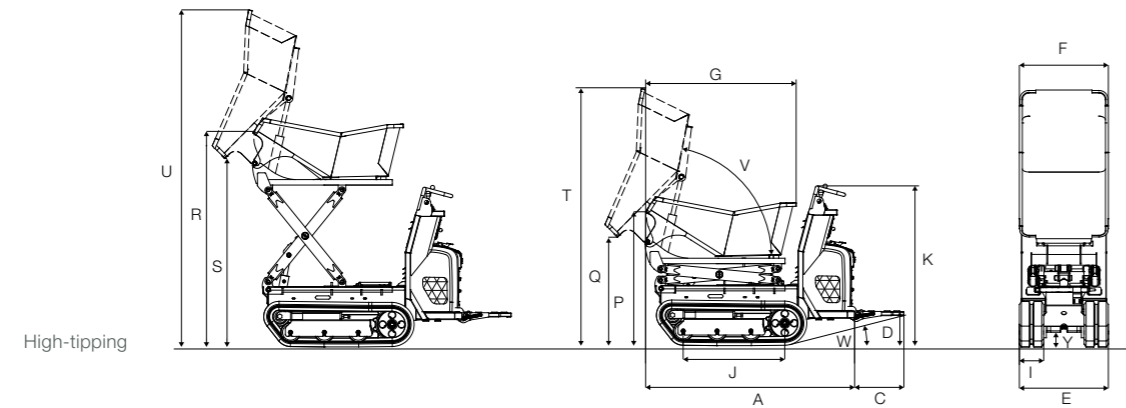


**WACKER  
NEUSON**

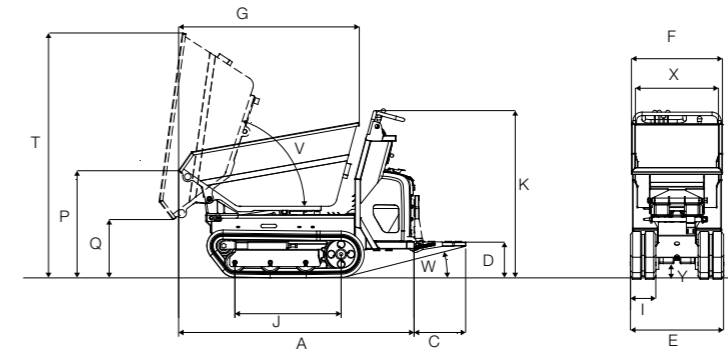


**A whole load of value for money.  
Strong means of transport, for every job.**

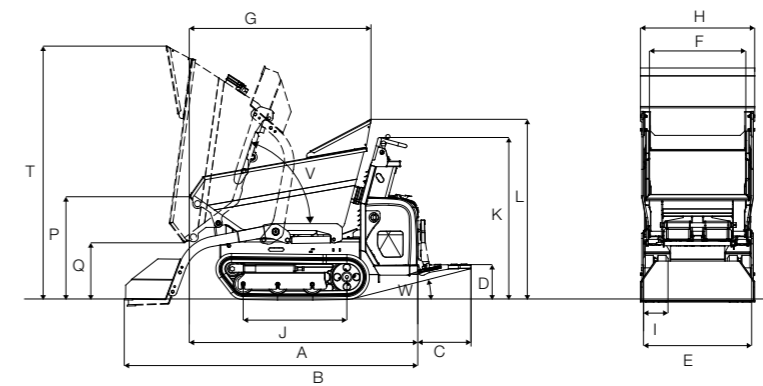
# Technical data.



Front-tipping



Front-tipping (SLE\*)



	DT05 P FRONT-TIPPING	DT05 P HIGH-TIPPING	DT05 D FRONT-TIPPING	DT05 D HIGH-TIPPING
--	-------------------------	------------------------	-------------------------	------------------------

	DT08 P FRONT-TIPPING	DT08 D FRONT-TIPPING	DT08 D HIGH-TIPPING
--	-------------------------	-------------------------	------------------------

## DIMENSIONS

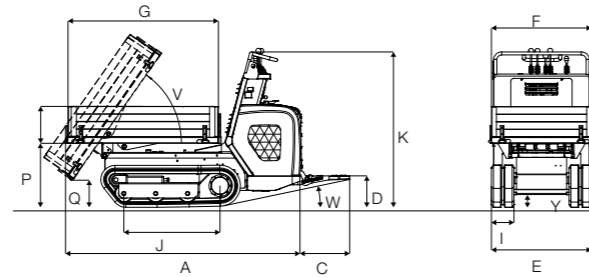
A Length (without running board) mm	1,630	1,510	1,670	1,550
B Length with self-loading equipment (without running board) mm	-	-	-	-
C Length of running board mm	387	387	365	365
D Height over running board mm	252	252	252	252
E Undercarriage width mm	660	660	660	660
F Skip width mm	645	660	645	660
G Skip length mm	1,280	1,116	1,280	1,118
H Width with self-loading equipment mm	-	-	-	-
I Track width mm	180	180	180	180
J Track length mm	753	753	753	753
K Height over control console mm	1,185	1,185	1,185	1,185
L Height over skip hand protector mm	-	-	-	-
M Concrete mixer width mm	-	-	-	-
N Height over ROPS rollbar mm	-	-	-	-
O Height over ROPS rollbar (collapsed) mm	-	-	-	-
P Height of skip front edge mm	760	993	760	993
Q Dumping height mm	410	804	410	804
R Height of skip front edge when raised mm	-	1,600	-	1,600
S Dumping height of high-tipping skip when raised mm	-	1,397	-	1,397
T Max. height, skip raised mm	1,735	1,905	1,735	1,905
U Max. height, high-tipping skip raised mm	-	2,500	-	2,500
V Skip dumping angle °	72	77	72	77
W Running board retraction angle °	15	15	14	14
X Control console width mm	446	446	446	446
Y Ground clearance mm	110	110	110	110

	1,660/1,680*	1,660/1,680*	1,545
	2132	2132	-
	388	3878	388
	257	234	234
	790	790	790
	750	750	764
	1,320	1,320	1,136
	830	-	-
	180	180	180
	753	753	753
	1,203	1,275	1,275
	1,322*	1,322*	-
	-	-	-
	-	-	-
	750	750	964
	420	420	757
	-	-	1,660
	-	-	1,426
	1,750/1,845*	1,750/1,845*	1,900
	-	-	2,570
	72	72	83
	14	13	13
	446	446	446
	110	110	110

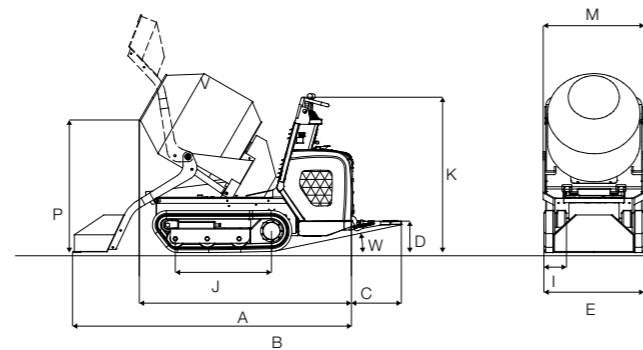
\* with self-loading equipment (SLE)

# Technical data.

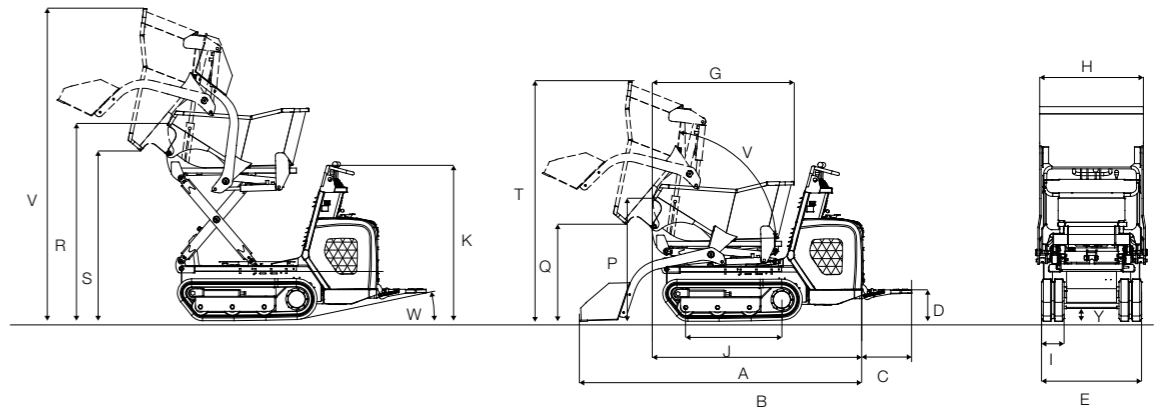
Front-tipping platform



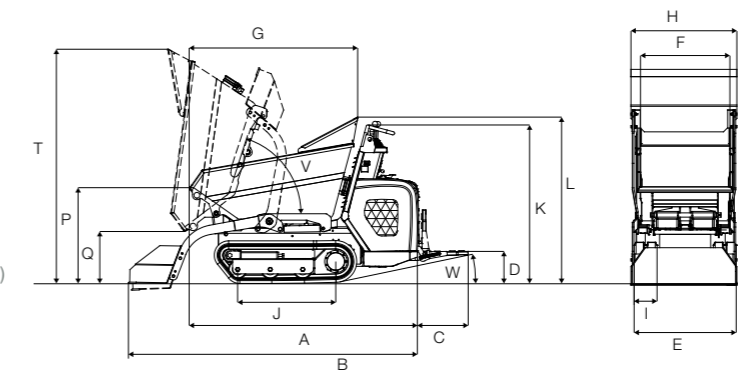
Front-tipping concrete mixer



High-tipping (SLE\*)



Front-tipping (SLE\*)



DT08 D proline FRONT-TIPPING    DT08 D proline HIGH-TIPPING    DT08 D proline PLATFORM    DT08 D proline CONCRETE MIXER

DT12 FRONT-TIPPING    DT12 HIGH-TIPPING

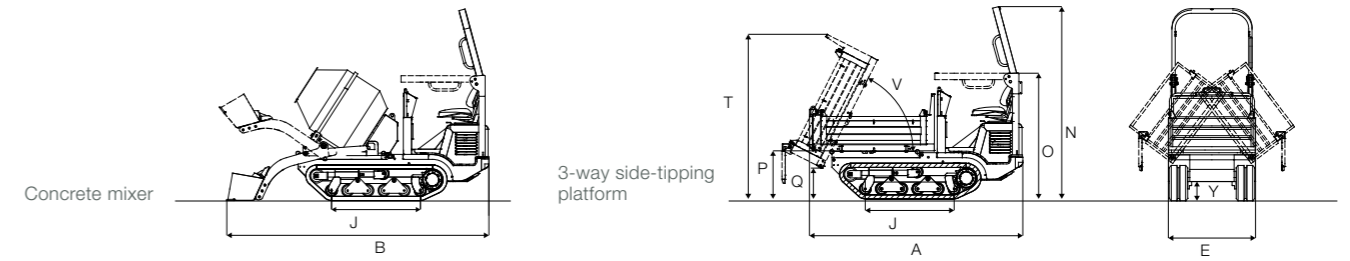
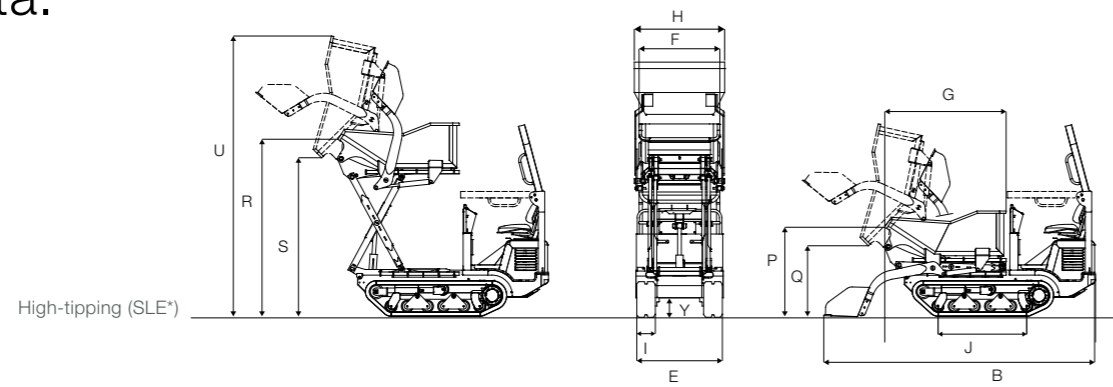
**DIMENSIONS**

A	Length (without running board) mm	1,789	1,675	1,874	1,696
B	Length with self-loading equipment (without running board) mm	2,264	-	-	2,226
C	Length of running board mm	398	398	398	398
D	Height over running board mm	250	250	250	250
E	Undercarriage width mm	800	800	800	800
F	Skip width mm	750	830	800	-
G	Skip length mm	1,320	1,134	1,200	-
H	Width with self-loading equipment mm	830	-	-	808
I	Track width mm	180	180	180	180
J	Track length mm	769	769	769	769
K	Height over control console mm	1,275	1,275	1,275	1,275
L	Height over skip hand protector mm	1,303	-	-	-
M	Concrete mixer width mm	-	-	-	740
N	Height over ROPS rollbar mm	-	-	-	-
O	Height over ROPS rollbar (collapsed) mm	-	-	-	-
P	Height of skip front edge mm	750	983	510	1,060
Q	Dumping height mm	410	776	216	-
R	Height of skip front edge when raised mm	-	1,562	-	-
S	Dumping height of high-tipping skip when raised mm	-	1,357	-	-
T	Max. height, skip raised mm	1,840	1,917	-	-
U	Max. height, high-tipping skip raised mm	-	2,500	-	-
V	Skip dumping angle °	72	82	55	-
W	Running board retraction angle °	12	12	12	12
X	Control console width mm	446	446	446	446
Y	Ground clearance mm	100	100	100	100

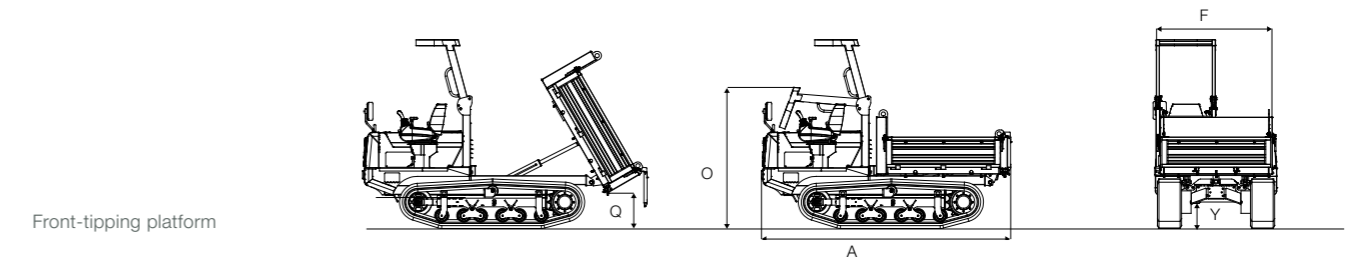
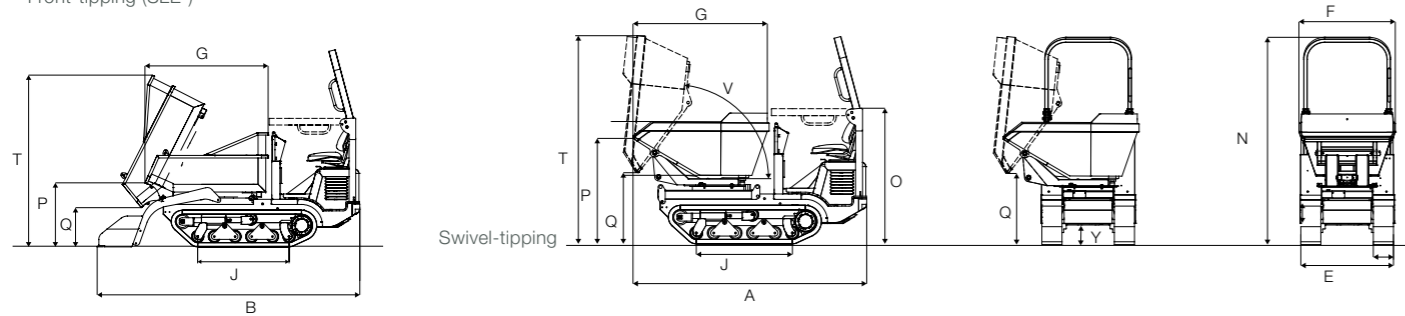
		1,823	1,684
		2,277	2,240
		393	393
		265	265
		790	790
		750	764
		1,357	1,134
		830	830
		180	180
		875	875
		1,303	1,303
		1,452*	-
		-	-
		-	-
		812	1,076
		460	868
		-	1,680
		-	1,467
		1,950	2,010
		-	2,610
		70	82
		14	14
		446	446
		160	160

\* with self-loading equipment (SLE)

# Technical data.



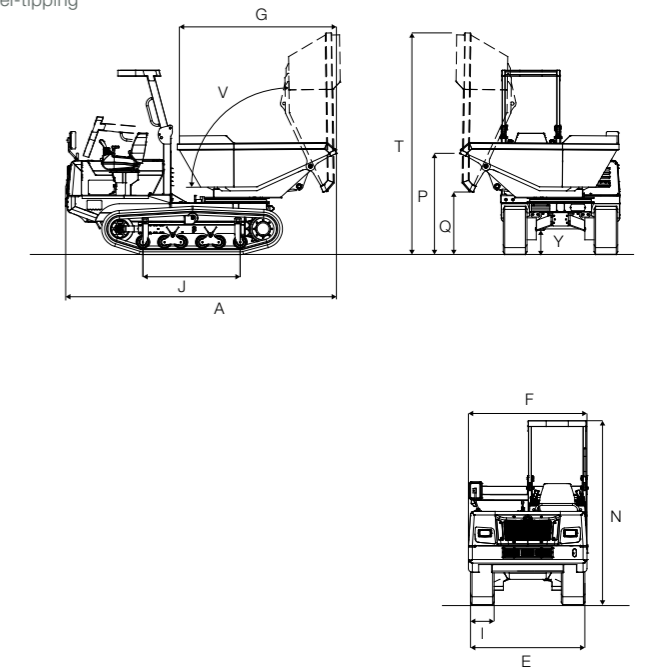
Front-tipping (SLE\*)



DT15 FRONT-TIPPING	DT15 3-WAY SIDE-TIP- PING PLATFORM	DT15 SWIVEL-TIPPING	DT15 HIGH-TIPPING
-----------------------	--	------------------------	----------------------

DT15 CONCRETE MIXER	DT25 SWIVEL-TIPPING	DT25 FRONT-TIPPING PLATFORM
------------------------	------------------------	-----------------------------------

Swivel-tipping



## DIMENSIONS

A Length (without running board) mm	2,585	2,640	2,674	2,609
B Length with self-loading equipment (without running board) mm	3,160	-	-	3,355
C Length of running board mm	-	-	-	-
D Height over running board mm	-	-	-	-
E Undercarriage width mm	1,060	1,060	1,060	1,060
F Skip width mm	1,054	1,080	1,102	1,000
G Skip length mm	1,475	1,550	1,537	1,500
H Width with self-loading equipment mm	1,120	-	-	1,121
I Track width mm	230	230	230	230
J Track length mm	1,100	1,100	1,100	1,100
K Height over control console mm	-	-	-	-
L Height over skip hand protector mm	-	-	-	-
M Concrete mixer width mm	-	-	-	-
N Height over ROPS rollbar mm	2,372	2,372	2,372	2,372
O Height over ROPS rollbar (collapsed) mm	1,552	1,552	1,552	1,552
P Height of skip front edge mm	770	596	1,205	1,104
Q Dumping height mm	485	380	810	873
R Height of skip front edge when raised mm	-	-	-	-
S Dumping height of high-tipping skip when raised mm	-	-	-	1,963
T Max. height, skip raised mm	2,070	2,040	2,380	2,390
U Max. height, high-tipping skip raised mm	-	-	-	3,472
V Skip dumping angle °	63	63	84	78
W Running board retraction angle °	-	-	-	-
X Control console width mm	-	-	-	-
Y Ground clearance mm	224	224	224	224

2,403	3,692	3,295
3,250	-	-
-	-	-
-	-	-
1,060	1,550	1,550
-	1,532	1,485
-	2,122	1,775
-	-	-
230	320	320
1,100	1,319	1,319
-	-	-
-	-	-
2,372	2,500	2,500
1,552	1,870	1,870
-	1,520	810
-	848	468
-	-	-
-	3,000	2,500
-	-	-
-	90	60
-	-	-
-	-	-
224	349	349

\* with self-loading equipment (SLE)

# Technical data.

	DT05 P FRONT-TIPPING	DT05 P HIGH-TIPPING	DT05 D FRONT-TIPPING	DT05 D HIGH-TIPPING	DT08 P FRONT-TIPPING	DT08 D FRONT-TIPPING	DT08 D HIGH-TIPPING	DT08 D proline FRONT-TIPPING	DT08 D proline HIGH-TIPPING	DT08 D proline PLATFORM	DT08 D proline CONCRETE MIXER	DT12 FRONT-TIPPING	DT12 HIGH-TIPPING	DT15 FRONT-TIPPING	DT15 3-WAY SIDE-TIP- PING PLATFORM	DT15 SWIVEL-TIPPING	DT15 HIGH-TIPPING	DT15 CONCRETE MIXER	DT25 SWIVEL-TIPPING	DT25 FRONT-TIPPING PLATFORM
<b>GENERAL</b>																				
Operating weight kg	375	405	410	440	465/515*	515/565*	550	605/655*	700/750*	545	715/770*	655/705*	770/820*	1,060/1,205*	1,105	1,340	1,345/1,485*	1,375	2,765	2,535
Operating weight (with driver) kg	-	-	-	-	-	-	-	-	-	-	-	-	-	1,135/1,280*	1,180	1,415	1,420/1,560*	1,450	2,840	2,610
Transport weight kg	370	400	405	435	460/510*	510/560*	545	600/650*	695/745*	540	710/765*	650/700*	765/815*	1,040/1,185*	1,085	1,320	1,325/1,465*	1,355	2,730	2,500
Max. machine payload kg	500	350	500	350	800	800	450	800	450	800	420	1,200	750	1,500	1,500	1,500	1,000	1,500	2,500	2,500
Skip capacity - heaped m³	0.313	0.205	0.313	0.205	0.387	0.387	0.28	0.387	0.28	0.3	0.29	0.446	0.28	0.8	0.69	0.76	0.65	0.36	1.5	1.28
Skip capacity - levelled m³	0.273	-	0.273	-	0.334	0.334	0.2	0.334	0.2	0.21	0.18	0.393	0.2	-	0.52	0.632	-	-	1.125	0.92
Skip capacity - water level m³	0.142	0.175	0.142	0.175	0.166	0.166	0.199	0.166	0.199	-	-	0.173	0.199	-	-	0.375	-	-	0.77	-
Self-loading equipment volume / load capacity m³ / kg	-	-	-	-	0.065/110	0.065/110	-	0.065/110	0.065/110	-	0.038/65	0.065/110	0.065/110	0.13/210	-	-	-	0.07/210	-	-
<b>ENGINE</b>																				
Manufacturer	Honda	Honda	Yanmar	Yanmar	Honda	Yanmar	Yanmar	Kubota	Kubota	Kubota	Kubota	Kubota	Kubota	Kubota	Kubota	Kubota	Kubota	Kubota	Kubota	Kubota
Type	GX 200	GX 200	L70N6	L70N6	GX 270	L100AE	L100AE	Z-482	Z-482	Z-482	Z-482	Z-602 E	Z-602 E	D-902	D-902	D-902	D-902	D-902	V-2403 M	V-2403 M
Cylinders	1	1	1	1	1	1	1	2	2	2	2	2	2	3	3	3	3	3	4	4
Fuel type	Petrol	Petrol	Diesel	Diesel	Petrol	Diesel	Diesel	Petrol	Diesel	Diesel	Diesel	Diesel	Diesel	Diesel	Diesel	Diesel	Diesel	Diesel	Diesel	Diesel
Max. engine output hp / kW	6,1/4,5	6,1/4,5	6,6/4,9	6,6/4,9	9/6,6	9,2/6,8	9,2/6,8	13/9,7	13/9,7	13/9,7	13/9,7	15/11	15/11	20,3/15	20,3/15	20,3/15	20,3/15	20,3/15	44,9/33	44,9/33
at rpm	3,600	3,600	3,600	3,600	3,600	3,600	3,600	3,600	3,600	3,600	3,600	3,200	3,200	3,200	3,200	3,200	3,200	3,200	2,600	2,600
Displacement cm³	163	163	320	320	270	406	406	479	479	479	479	599	599	898	898	898	898	898	2,434	2,434
Max. torque daNm	1,08	1,08	1,8	1,8	1,91	2,25	2,25	3	3	3	3/3	3,7	3,7	5,6	5,6	5,6	5,6	5,6	16,3	16,3
at rpm	2,500	2,500	2,500	2,500	2,500	2,000	2,000	2,600	2,600	2,600	2,600	2,600	2,600	2,600	2,600	2,600	2,600	2,600	1,600	1,600
Cooling system	Air	Air	Air	Air	Air	Air	Air	Water	Water	Water	Water	Water	Water	Water	Water	Water	Water	Water	Water	Water
<b>ELECTRICS</b>																				
Battery	0	0	1	1	1	1	1	1	1	1	1	1	1	1	1	1	1	1	1	1
Voltage / Capacitance V / Ah	-	-	12/30	12/30	12/30	12/44	12 / 44	12/55	12/55	12 / 44	12/55	12/55	12/55	12/60	12/60	12/60	12/60	12/60	12/105	12/105
<b>HYDRAULICS</b>																				
Pumps	-	-	-	-	-	-	-	Variable pump	Variable pump	Variable pump	Variable pump	Variable pump	Variable pump	Variable pump	Variable pump	Variable pump	Variable pump	Variable pump	Variable pump	Variable pump
Number	-	-	-	-	-	-	-	2	2	2	2	2	2	2	2	2	2	2	2	2
Flow rate – total l/min	-	-	-	-	-	-	-	28	28	28	28	2x35	2x35	2x 28	2x 28	2x 28	2x 28	2x 28	2x 71	2x 71
Pumps	Gear pump	Gear pump	Gear pump	Gear pump	Gear pump	Gear pump	Gear pump	Gear pump	Gear pump	Gear pump	Gear pump	Gear pump	Gear pump	Gear pump	Gear pump	Gear pump	Gear pump	Gear pump	Gear pump	Gear pump
Number	3	3	3	3	3	3	3	1	1	1	1	1	1	1	1	1	1	1	2	2
Flow rate – total l/min	25	25	30	30	41	41	41	-	-	-	-	-	-	-	-	-	-	-	43	43
Flow rate – Work hydraulics l/min	14	14	19	19	20	20	20	7	7	7	7	28	28	20	20	20	20	20	45	45
Max. pressure drive hydraulics bar	190	190	190	190	175	175	175	200	200	200	200	200	200	270	270	270	270	270	330	330
Max. pressure work hydraulics bar	135	135	135	135	150	150	150	150	150	150	150	165	165	170	170	170	170	170	175	175
<b>OTHER</b>																				
Travel speed	2	2	2	2	2/	2	2	1	1	1	1	1	1	2	2	2	2	2	2	2
1st gear km/h	0 – 1.8	0 – 1.8	0 – 1.6	0 – 1.6	0 – 2.1	0 – 2.1	0 – 2.1	0 – 4.2	0 – 4.2	0 – 4.2	0 – 4.2	0 – 4	0 – 4	0 – 4	0 – 4	0 – 4	0 – 4	0 – 4	0 – 5.5	0 – 5.5
2nd gear km/h	0 – 3.9	0 – 3.9	0 – 5.2	0 – 5.2	0 – 4.2	0 – 4.2	0 – 4.2	-	-	-	-	-	-	0 – 7.5	0 – 7.5	0 – 7.5	0 – 7.5	0 – 7.5	0 – 11	0 – 11
Ground pressure empty / loaded kg / cm²	0.137/0.283	0.149/0.257	0.149/0.297	0.160/0.288	0.171/0.355 /0.189/0.373*	0.188/0.372 /0.206/0.390*	0.202/0.368	0.217/0.398 /0.235/0.416*	0.253/0.416 /0.271/0.434*	0.195/0.376	0.260/0.412 /0.278/0.430*	0.208/0.589 /0.223/0.604*	0.246/0.486 /0.262/0.502*	0.22/0,49	0.2/0,47	0.22/0,49	0.27/0,44	0.28/0,51	0.244/0,499	0.244/0,499
Max. gradeability %	30	30	30	30	30	30	30	30	30	30	30	62	62	62	62	62	62	62	70	70
<b>CAPACITIES</b>																				
Fuel tank l	3.6	3.6	3.3	3.3	6	5.5	5.5	9	9	9	9	9.7	9.7	24	24	24	24	24	55	55
Oil tank l	18	18	18	18	22	30	30	22.5	22.5	22.5	22.5	25.4	25.4	25	25	25	25	25	30	30

\* Self-loading equipment (SLE)

	DT05	DT08	DT12	DT15	DT25
<b>FRONT-TIPPING SKIP</b>					
heaped m <sup>3</sup>	0.313	0.387	0.446	0.8	-
levelled m <sup>3</sup>	0.273	0.334	0.393	-	-
water level m <sup>3</sup>	0.142	0.166	0.173	-	-
<b>HIGH-TIPPING SKIP</b>					
heaped m <sup>3</sup>	0.205	0.28	0.28	0.65	-
levelled m <sup>3</sup>	-	0.200	0.2	-	-
water level m <sup>3</sup>	0.175	0.199	0.199	-	-
<b>SWIVEL-TIPPING SKIP</b>					
heaped m <sup>3</sup>	-	-	-	0.76	1.5
levelled m <sup>3</sup>	-	-	-	0.632	1.125
water level m <sup>3</sup>	-	-	-	0.375	0.77
<b>PLATFORM</b>					
heaped m <sup>3</sup>	-	0.3	-	0.69	1.28
levelled m <sup>3</sup>	-	0.21	-	0.52	0.92
<b>CONCRETE MIXER</b>					
Drum volume m <sup>3</sup>	-	0.29	-	0.36	-

## Options.

	DT05 P	DT05 D	DT08 P	DT08 D	DT08 proline	DT12	DT15	DT25
<b>SKIP OPTIONS</b>								
Front-tipping skip	●	●	●	●	●	●	●	-
Self-loading equipment for front-tipping skip	-	-	●	●	●	●	●	-
High-tipping skip	●	●	-	●	●	●	●	-
Self-loading equipment for high-tipping skip	-	-	-	-	●	●	●	-
Swivel-tipping skip	-	-	-	-	-	-	●	●
Front-tipping platform	-	-	-	-	●	-	-	●
3-way side-tipping platform	-	-	-	-	-	-	●	-
Reinforced 3-way side-tipping platform	-	-	-	-	-	-	●	-
Concrete mixer	-	-	-	-	●	-	●	-
Self-loading equipment for concrete mixer	-	-	-	-	●	-	●	-
<b>MACHINE OPTIONS</b>								
Manual starter	S	-	-	-	-	-	-	-
Electrical starter	-	S	S	S	S	S	S	S
Operating hours meter	S	S	S	S	S	S	S	S
Engine cover	S	S	S	S	S	S	S	S
Running board	S	S	S	S	S	S	-	-
Driver's seat	-	-	-	-	-	-	S	S
1 driving speed	-	-	-	-	S	S	-	-
2 driving speeds	S	S	S	S	-	-	S	S
Bio-Oil	●	●	●	●	●	●	●	●
Special paint	●	●	●	●	●	●	●	●
Trailer eyelet	-	-	-	-	-	-	-	●
PTO auxiliary hydraulics	-	-	-	●	●	●	S	●

S standard  
● optional

