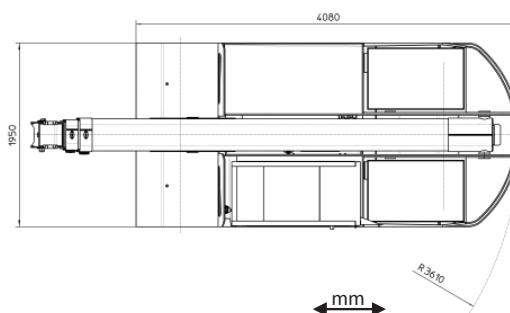
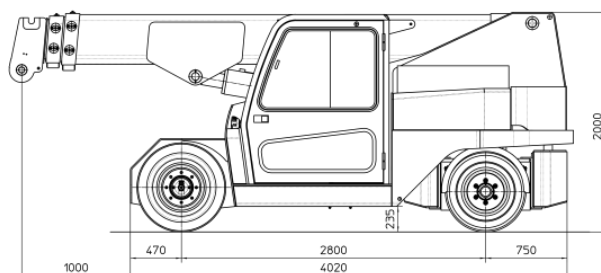
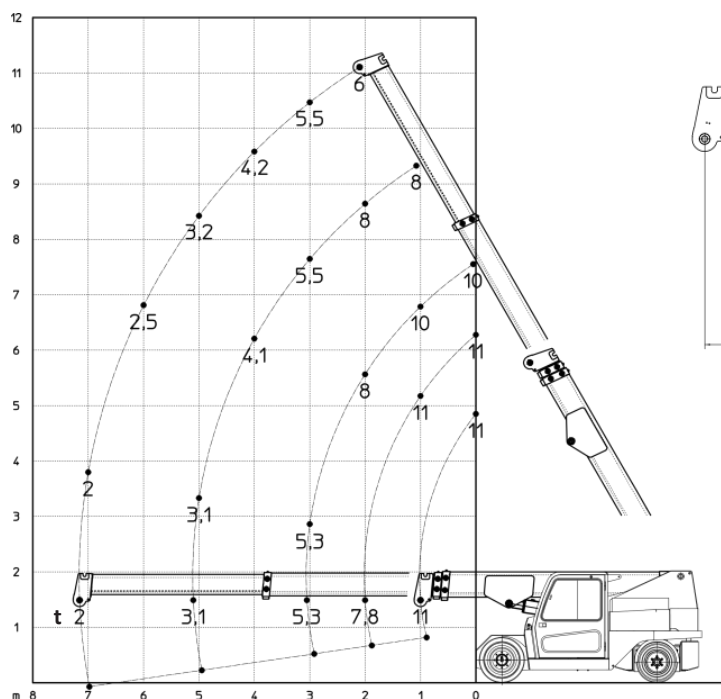




JMG MC 110



MODEL	MC 110
CRANE CLASSIFICATION ACCORDING TO UNI ISO 4301-1	A3
REFERENCE STANDARDS	2006/42 CE - 2004/108 CE I.S.P.E.S.L. DIN 15018 (1,3) - 15019 (1) Class H2 B3 ANSI B30.5 - 2007 and subsequent modifications
TRACTION	Electric
BOOM ACTIVATION	Hydraulic
POWER TYPE	Electric battery
MAX. CAPACITY (kg)	11000
TOTAL WEIGHT (kg)	13700
BOOM ANGLE TOPSIDE (°)	60
BOOM ANGLE DOWNSIDE (°)	-10

FRAME: JMG designed and manufactured, box type, torsion resistant design of high strength structural steel.

BOOM: Made of moulded and welded quality steel plate, comprised of a base unit, and two hydraulic extensions (proportional telescopic boom)

TRACTION MOTOR: n. 2 Electric motors 10 kW 80V, insulation class H.

BATTERY: 80 V – 830 Ah.

POWER DRIVE: Electronic speed control, MOSFET type.

TRANSMISSION: Front axle through geared reducer.

WHEELS: Front axle: 4 superelastic wheels 315x70-15" - Rear axle: 2 superelastic wheels 250/70-15"

BRAKING: Service brake: hydraulic pedal operated. Parking and emergency brake: hydraulic with automatic control.

STEERING: On the rear wheels by hydraulic motor controlled by hydrostatic power steering with load sensing priority valve. The supply of the hydrostatic system is guaranteed by the oil dynamic system of the crane.

HYDRAULIC SYSTEM: Powered by a silenced gear pump. Actuators controlled through electro-proportional distributor with electronic joystick. Filter and safety valve. 22 MPa max pressure.

SAFETY DEVICES: Electronic load moment indicator.

OPTIONAL EQUIPMENT (at extra charge): Hydraulic winch - Jib - Non-marking wheels - Man basket - Hydraulic chain hoist - Cable remote control - Radio remote control - Fork attachment