

## MSI 20/25/30/35 T MSI 20/25/30 G



### Load capacity

at 500 mm load centre

MSI 20 T/G.....	2000 kg
MSI 25 T/G.....	2500 kg
MSI 30 T/G.....	3000 kg
MSI 35 T.....	3500 kg



Standard lifting height .....3.30 m



### Tyres

Front.....275/70 R 22,5  
Rear .....7.00 x 12



### Forks (mm)

Length.....1100  
Width x thickness .....100 x 45  
Maximum space between forks .....1260



### Hydraulic brakes



### Perkins Turbo engine

Typ .....404 C 22T  
Capacity .....4 cylindres 2216 cm<sup>3</sup>  
Power (ISO TR 14396).....60 cv/44.7 kw  
Maximum torque.....190 Nm at 1800 t/mn

### Toyota LPG engine

MSI 20 G/25 G/30 G.....Type: 4 Y  
Capacity .....4 cylindres 2237 cm<sup>3</sup>  
Power (ISO TR 14396).....53 HP/39 kw  
Maximum torque.....162 Nm at 1800 r.p.m.  
Direct injection  
Water cooling



### HYDROSTATIC REXROTH Transmission

Wheel drive .....2  
Electro-magnetic reversing shift  
Speeds forward/reverse .....1/1  
Maximum travel speed.....20 km/h



### Hydraulic system

Steering pump .....125 bars/79 l/mn



### Capacities

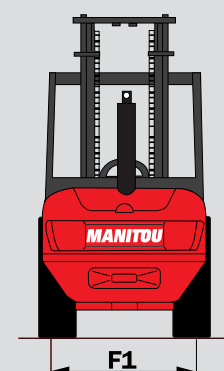
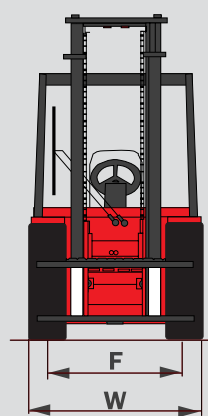
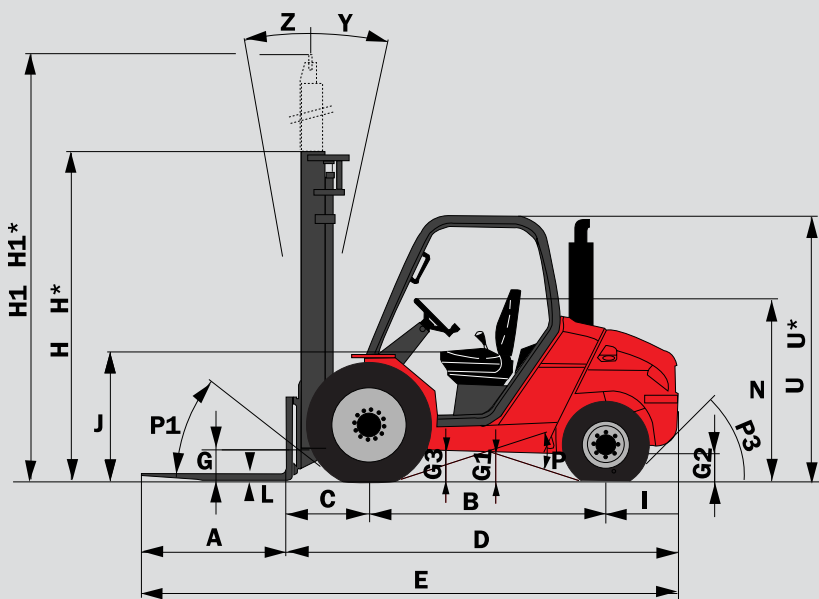
Cooling system .....10.5 l.  
Engine oil.....9.75 l.  
Hydrostatic transmission.....95 l.  
Fuel tank .....73.5 l.



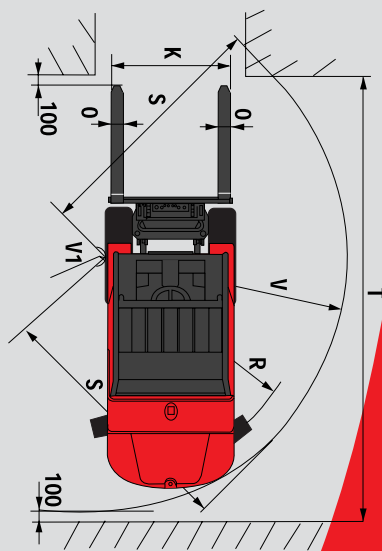
### Weight (with forks)

MSI 20/25/30/35 T .....3840/4150/4530/4980 kg  
MSI 20/25/30 G.....3470/4045/4425 kg

**Overall width** .....1.32 m  
**Overall height** (mast lowered) .....2.30 m  
**Overall length** .....4.04/4.04/4.08/4.13 m  
**Ground clearance** .....215 mm



	MSI 20 T/G +BUGGIE	MSI 25 T/G +BUGGIE	MSI 30 T/G +BUGGIE	MSI 35 T +BUGGIE
A	1100	1100	1100	1100
B	1800	1800	1800	1800
C	625	625	630	630
D	2945	2945	2980	3030
E	4045	4045	4080	4130
F	1046	1046	1046	1046
F1	1102	1102	1102	1102
G	270	270	270	270
G*	240	240	240	240
G1	260	260	260	260
G1*	260	260	260	260
G2	215	215	215	215
G2*	230	230	230	230
G3	270	270	270	270
H	2300	2300	2300	2300
H*	1950	1950	2050	2050
H1	4131	4131	4193	4193
H1*	4470	4470	4500	4500
I	520	520	550	600
J	1025	1025	1025	1025
K	1260	1260	1260	1260
L	40	40	45	45
N	1450	1450	1450	1450
O	100	100	100	125
P1	49,5°	49,5°	49,5°	49,5°
P2	40,5°	40,5°	40,5°	49,5°
P3	44°	44°	40°	40°
R	2310	2310	2310	2330
S	2545	2545	2580	2590
T	4525	4525	4560	4595
U	2105	2105	2105	2105
U*	1990	1990	1990	1990
V	2600	2600	2635	2665
V1	150	150	150	100
W	1323	1323	1323	1323
Y	12°	12°	12°	12°
Z	10°	10°	10°	10°



This equipment described in this leaflet may be standard, optional, or unavailable, depending on the versions. For more details, contact your MANITOU dealer.

H - H1 - R = Standard  
H\*-(Triplex 3,70 m) H1\* = Option

U\* = MSI 20/25 BUGGIE  
G\* - G1\* - G2\* = loaded



### MANITOU BF SA

B.P. 249 - 44158 Ancenis Cedex - France  
Tél. : 33 2 40 09 10 11 / Export Department Fax : 33 2 40 09 10 97  
www.manitou.com

700314EN

