

ARTICULATED BOOM LIFTS

DIESEL POWERED

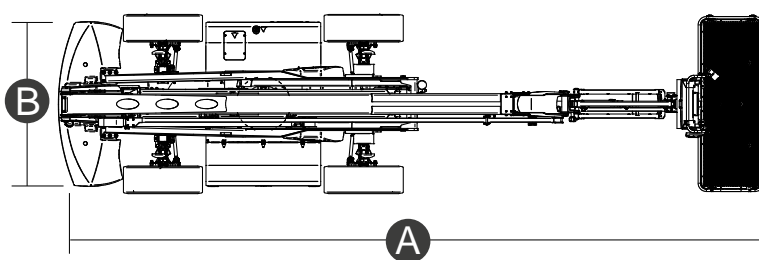
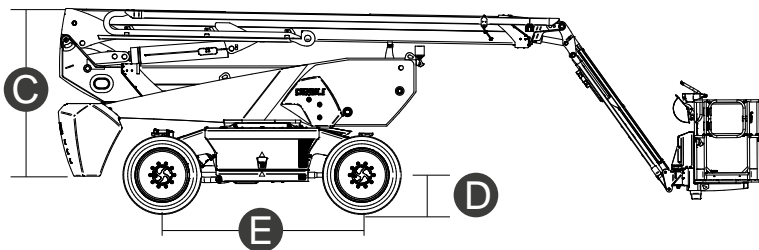
TECHNICAL DATA

	DAB24RT	DAB28RT
Max. working height	24.30 m	28.10 m
Max. basket height	22.30 m	26.10 m
Articulation point	9.14 m	9.14 m
Max. reach	17.10 m	19.40 m
Below-ground height	4.00 m	6.60 m
Below-ground reach	11.10 m	14.20 m
Max. platform load capacity	300 kg	250 kg
Max. gradeability (stowed)	45%	45%
Max. working slope	X -5° / Y -5°	X -5° / Y -5°
Max. wind speed	12.5 m/s	12.5 m/s
Platform length (A)	9.83 m	11.83 m
Platform width (tyres) (B)	2.50 m	2.50 m
Platform height (C)	2.89 m	2.89 m
Platform length (stowed)	-	-
Wheelbase (E)	2.80 m	2.80 m
Tailswing	1.61 m	1.61 m
Ground clearance (D)	0.43 m	0.43 m
Turning radius (outside)	3.74 m	3.74 m
Turning radius (inside)	0.98 m	0.98 m
Turret rotation (continuous)	360°	360°
Boom vertical rotation	112° (+72°/-40°)	112° (+72°/-40°)
Jib type	Regular	Regular
Jib length	2.60 m	2.60 m
Jib vertical rotation	135° (-54°/+81°)	135° (-54°/+81°)
Basket width	0.90 m	0.90 m
Basket length	2.44 m	2.44 m



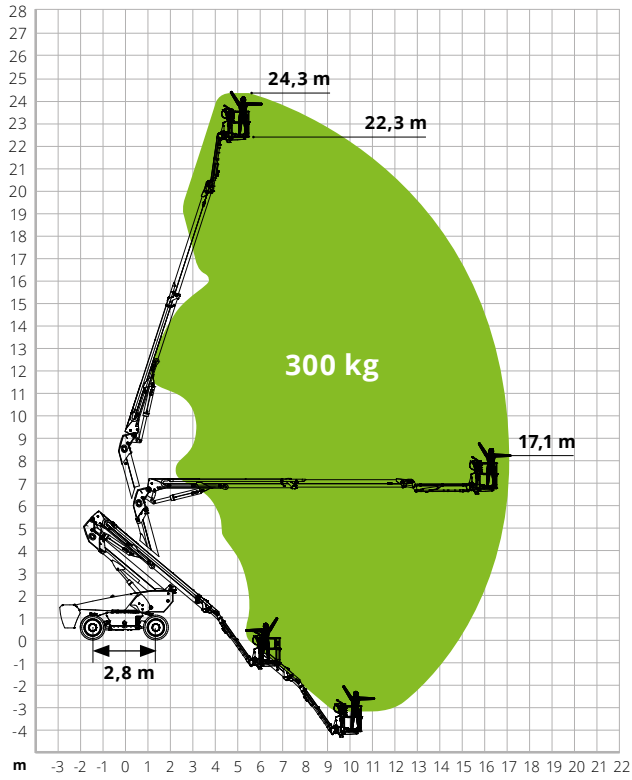
	DAB24RT	DAB28RT
Basket rotation	180° (+/-90°)	180° (+/-90°)
Total weight	17,200 kg	18,400 kg
Travel speed (closed config.)	6 km/h	6 km/h
Travel speed (working config.)	1.1 km/h	1.1 km/h
Tyres (foam filled)	385/45-28	385/45-28
Engine	Deutz TD2.9 L4 55.4 kW	Deutz TD2.9 L4 55.4 kW
Diesel tank capacity	135 l	135 l
Hydraulic tank capacity	165 l	165 l
Electrical system	12 V DC	12 V DC
Transmission	Hydrostatic	Hydrostatic

STANDARDS COMPLIANCE: EN 280

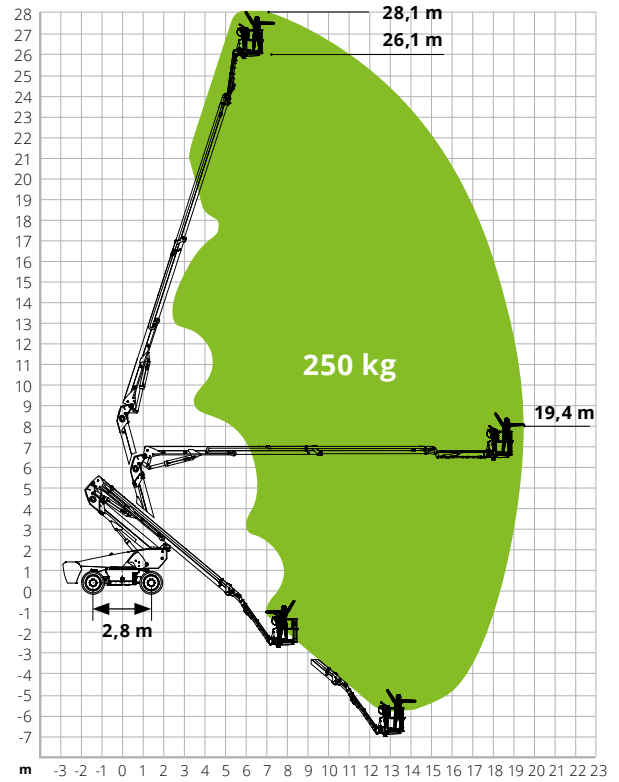


Articulated boom lift load diagrams

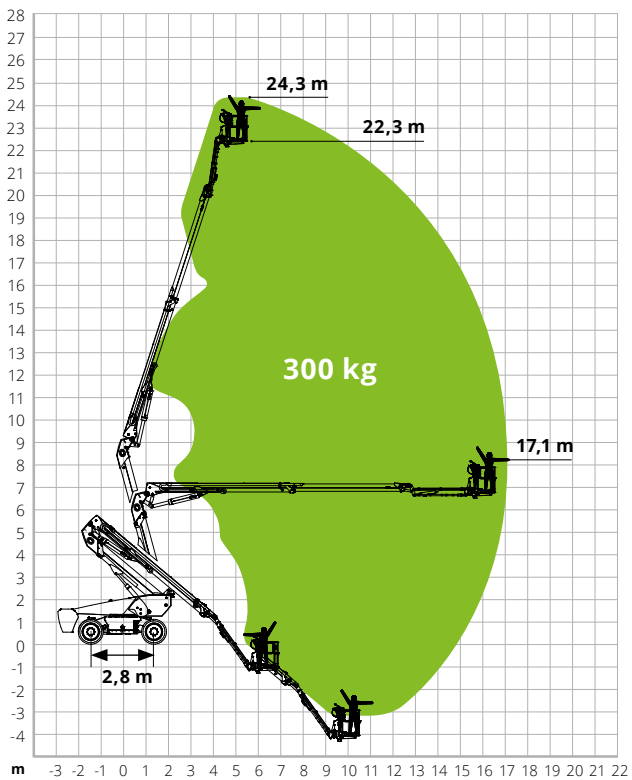
DAB24RT



DAB28RT



EAB24RT



EAB28RT

