

TELESCOPIC BOOM LIFTS

DIESEL POWERED

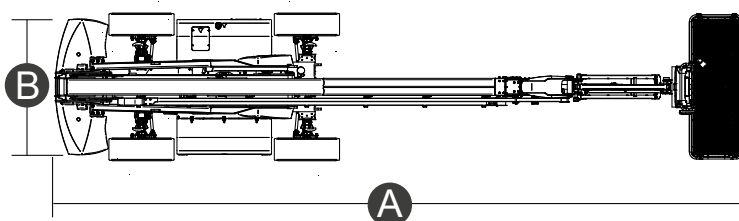
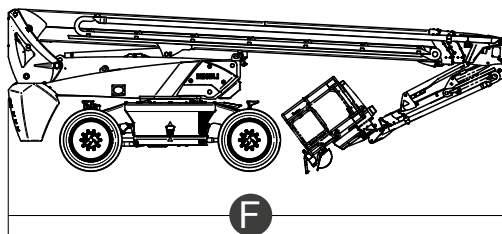
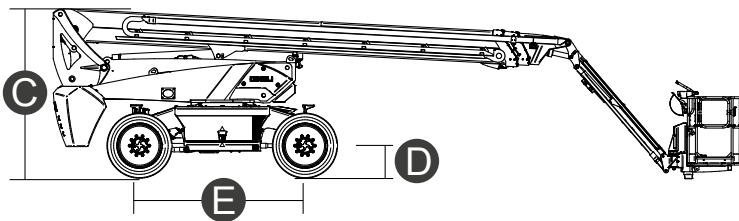
TECHNICAL DATA

	DTBJ26RT	DTBJ30RT
Max. working height	26.70 m	30.30 m
Max. basket height	24.70 m	28.30 m
Max. reach	19.80 m	23.30 m
Max. platform load capacity	454 kg	300 kg / 454 kg
Max. gradeability (stowed)	45%	45%
Max. working slope	X -5° / Y -5°	X -5° / Y -5°
Max. wind speed	12.5 m/s	12.5 m/s
Platform length (A)	10.83 m	12.25 m
Platform width (tyres) (B)	2.50 m	2.50 m
Platform height (C)	2.89 m	2.89 m
Platform length (stowed) (F)	8.51 m	8.79 m
Wheelbase (E)	2.80 m	2.80 m
Tailswing	1.61 m	1.61 m
Ground clearance (D)	0.43 m	0.43 m
Turning radius (outside)	3.74 m	3.74 m
Turning radius (inside)	0.98 m	0.98 m
Turret rotation (continuous)	360°	360°
Boom vertical rotation	71° (+68° / -3°)	71° (+68° / -3°)
Jib type	Telescopic	Telescopic
Jib length	3.00/4.30 m	3.00/4.30 m
Jib vertical rotation	130° (-60°/+70°)	130° (-60°/+70°)
Basket width	0.90 m	0.90 m
Basket length	2.44 m	2.44 m
Basket rotation	180° (+/-90°)	180° (+/-90°)
Total weight	16,600 kg	18,900 kg
Travel speed (closed config.)	6 km/h	6 km/h



	DTBJ26RT	DTBJ30RT
Travel speed (working config.)	1,1 km/h	1.1 km/h
Tyres (foam filled)	385/45-28	385/45-28
Engine	Deutz TD2.9 L4 55.4 kW	Deutz TD2.9 L4 55.4 kW
Diesel tank capacity	135 l	135 l
Hydraulic tank capacity	165 l	165 l
Electrical system	12 V DC	12 V DC
Transmission	Hydrostatic	Hydrostatic

STANDARDS COMPLIANCE: EN 280



Telescopic boom lift load diagrams

DTBJ30RT / ETBJ30RT

