

# Self-Propelled Telescopic Booms

S<sup>®</sup>-40 XC<sup>™</sup>, S-45 XC, S-40 TraX<sup>™</sup> & S-45 TraX

## Specifications

| Models                                | S-40 XC    |         | S-45 XC    |         |
|---------------------------------------|------------|---------|------------|---------|
| Measurements                          | US         | Metric  | US         | Metric  |
| Working height maximum*               | 46 ft      | 14.19 m | 51 ft      | 15.72 m |
| Platform height maximum               | 40 ft      | 12.19 m | 44 ft 6 in | 13.56 m |
| Horizontal reach maximum              | 31 ft 8 in | 9.67 m  | 36 ft 2 in | 11.02 m |
| Below ground reach                    | 1ft        | 0.97 m  | 4 ft 2 in  | 1.27 m  |
| <b>A</b> Platform length - 8 ft model | 3 ft       | 0.91 m  | 3 ft       | 0.91 m  |
| Platform length - 6 ft model          | 2 ft 6 in  | 0.76 m  | 2 ft 6 in  | 0.76 m  |
| <b>B</b> Platform width - 8 ft model  | 8 ft       | 2.44 m  | 8 ft       | 2.44 m  |
| Platform width - 6 ft model           | 6 ft       | 1.83 m  | 6 ft       | 1.83 m  |
| <b>C</b> Height - stowed              | 8 ft 3 in  | 2.51 m  | 8 ft 3 in  | 2.51 m  |
| - stowed with Trax option             | 8 ft 5 in  | 2.56 m  | 8 ft 5 in  | 2.56 m  |
| <b>D</b> Length - stowed              | 26 ft 4 in | 8.03 m  | 31 ft 1 in | 9.47 m  |
| <b>E</b> Width - standard tires       | 8 ft 2 in  | 2.49 m  | 8 ft 2 in  | 2.49 m  |
| - Trax option                         | 8 ft 2 in  | 2.31 m  | 8 ft 2 in  | 2.31 m  |
| <b>F</b> Wheelbase                    | 8 ft 1 in  | 2.46 m  | 8 ft 1 in  | 2.46 m  |
| <b>G</b> Ground clearance - center    | 1 ft .5 in | 0.32 m  | 1 ft .5 in | 0.32 m  |

## Productivity

|                         |                      |            |                      |            |
|-------------------------|----------------------|------------|----------------------|------------|
| Lift capacity           | 1000/660 lbs         | 300/454 kg | 1000/660 lbs         | 300/454 kg |
| Platform rotation       | 160°                 |            | 160°                 |            |
| Vertical jib rotation   |                      |            | 133°                 |            |
| Turntable rotation      | 360° continuous      |            | 360° continuous      |            |
| Turntable tailswing     | 37.5 in              | 0.86 m     | 37.5 in              | 0.86 m     |
| Drive speed - stowed    | 4.0 mph              | 7.7 km/h   | 4.0 mph              | 7.7 km/h   |
| - raised or extended    | 0.68 mph             | 1.1 km/h   | 0.68 mph             | 1.1 km/h   |
| - Trax option stowed    | 2.5 mph              | 4.0 km/h   | 2.5 mph              | 4.0 km/h   |
| - Trax option raised    | 0.68 mph             | 1.1 km/h   | 0.68 mph             | 1.1 km/h   |
| Maximum slope rating**  | 45%                  |            | 45%                  |            |
| Turning radius - inside | 6 ft 10 in           | 2.0 m      | 6 ft 10 in           | 2.0 m      |
| - outside               | 17 ft 2 in           | 4.78 m     | 17 ft 2 in           | 4.78 m     |
| - Trax option inside    | 7 ft 9 in            | 2.36 m     | 7 ft 9 in            | 2.36 m     |
| - Trax option outside   | 17 ft                | 5.18 m     | 17 ft                | 5.18 m     |
| Controls                | 12 V DC proportional |            | 12 V DC proportional |            |
| Tires - RT lug          | 315/55D20-12ply      |            | 315/55D20-12ply      |            |
|                         | Trax                 |            | Trax                 |            |

## Power

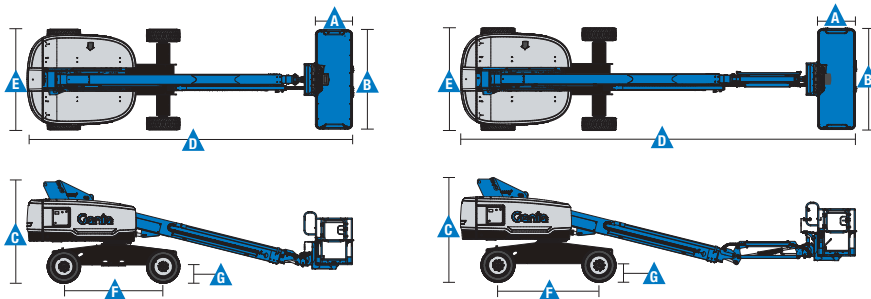
|                         |   |       |        |       |
|-------------------------|---|-------|--------|-------|
| Power source            | 49 hp (36.54 kW) Deutz diesel T4f D2.9L4<br>48 hp (35.79 kW) Perkins turbo diesel T4f 404F-E22T<br>60hp (44.74kW) Ford gas/LPG MSG425 |       |        |       |
| Auxiliary power unit    | 12 V DC   |       |        |       |
| Hydraulic tank capacity | 45 gal  | 170 L | 45 gal | 170 L |
| Fuel tank capacity      | 20 gal  | 76 L  | 20 gal | 76 L  |

## Weight\*\*\*

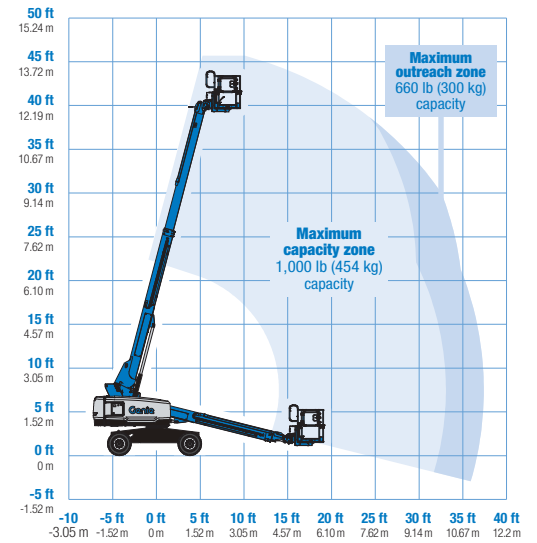
|          |            |          |            |          |
|----------|------------|----------|------------|----------|
| Standard | 13,649 lbs | 6,191 kg | 15,455 lbs | 7,010 kg |
| Trax     | 15,054 lbs | 6,828 kg | 16,860 lbs | 7,648 kg |

## Standards Compliance

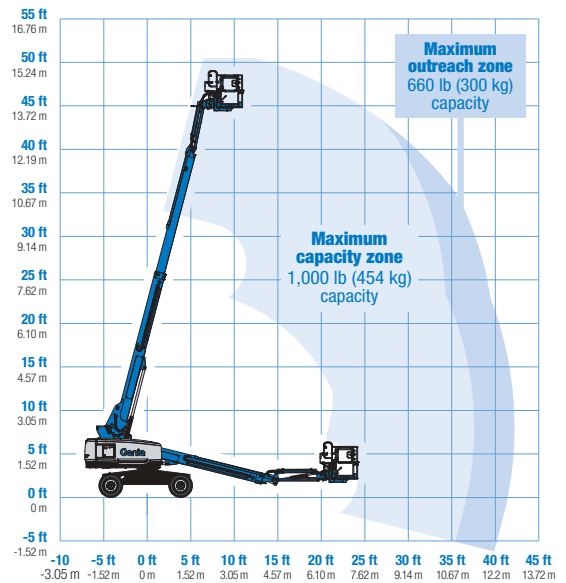
ANSI A92.20, CSA B354.6 and AS 1418.10



## Range Of Motion S-40 XC



## Range Of Motion S-45 XC



\* The metric equivalent of working height adds 2 m to platform height. U.S. adds 6 ft to platform height.

\*\* Gradeability applies to driving on slopes. See operator's manual for details regarding slope ratings.

\*\*\* Weight will vary depending on options and/or country standards.

### Features

#### Standard Features

##### Measurements

##### S-40 XC and S-40 TraX

- 46 ft (14.19 m) working height
- 31 ft 8 in (9.65 m) horizontal reach
- 660 lbs (300 kg) unrestricted and 1,000 lbs (454 kg) restricted lift capacity

##### S-45 XC and S-45 TraX

- 51 ft (15.72 m) working height
- 36 ft 2 in (11.02 m) horizontal reach
- 660 lbs (300 kg) unrestricted and 1,000 lbs (454 kg) restricted lift capacity

##### Productivity

- Self-leveling platform
- 160° hydraulic platform rotation
- Proportional joystick controls
- Fuel select switch on platform and ground control panels (Gas/LPG models)\*
- Drive enable
- AC power cord to platform
- Horn
- Hour meter
- Tilt alarm
- Descent alarm
- 360° continuous turntable rotation
- Locking turntable covers
- Positive traction drive
- Two speed wheel motors
- Entry Toeboard
- Lift Guard<sup>™</sup> Contact Alarm
- Work Tray
- Hydraulic oil cooler

##### Power

- 12 V DC auxiliary power
- Anti-restart engine protection
- Auto engine fault shutdown
- Intake air heater (Deutz engine)

#### Easily Configured To Meet Your Needs

##### Platform Options

- Steel 8 ft (2.44 m) tri entry with side swing gate (standard)
- Steel 6 ft (1.83 m) dual entry with side swing gate

##### Jib Options

- Non-jib (S-40 only)
- 5 ft (1.52 m) jib boom (S-45 only)

##### Engine Options

- 49 hp (36.54 kW) Deutz diesel T4f\*\* (standard)
- 48 hp (35.79 kW) Perkins turbo diesel T4f\*\* 404F-E22T
- 60hp (44.74kW) Ford Gas/LPG

##### Tire Options

- Rough terrain foam-filled (standard)
- Rough terrain non-marking (air or foam-filled)
- Trax (track system)

##### Axels

- Active Oscillation (4WD)

\* Available only with Ford engine  
 \*\* Also available as Tier 4i in limited regions  
 \*\*\* Available through aftermarket parts only



#### Options & Accessories

##### Productivity Options

- Lift Guard Platform Mesh - Half
- Lift Guard Platform Mesh - Full
- Lift Guard Platform Mesh - Screen (8ft platform only)
- Lift Power
  - 3 kW AC Generator
  - 12 kW 240 V / 60 Hz Welder Ready package
  - 7kw Welder Ready package
  - 12 kW Welder Equipped, Select Lincoln or Miller (12 kW options include a fire extinguisher and fireproof sleeves)
- Platform top auxiliary rail
- Welder Ready package
- Air line to platform
- Specialty hydraulic oil (cold weather, fire resistant, or biodegradable)
- Hostile environment kit
- Deluxe hostile environment kit
- Aircraft protection package (6 ft platform only)
- Thumb rocker steer
- Alarm package
- Panel cradle package
- Lockable platform control box covers
- Tow package
- Work light package
- Operator Protective Structure\*\*\*
- Fall Arrest Bar

##### Power Options

- Engine gauge package\*
- Cold Weather Packages
- Diesel scrubber/muffler (catalytic muffler, Tier 4i only)
- LPG tank 33.5 lbs (15.19 kg) capacity
- Intake air pre-cleaner (Tier 4i only)

#### Genie United States

6464 185th Ave. NE  
 Redmond, WA 98052  
 Telephone +1 (425) 881-1800  
 Toll Free in USA/Canada +1 (800)-536-1800  
 Fax +1 (425) 883-3475

#### Distributed By:

Effective Date: December, 2018. Product specifications and prices are subject to change without notice or obligation. The photographs and/or drawings in this document are for illustrative purposes only. Refer to the appropriate Operator's Manual for instructions on the proper use of this equipment. Failure to follow the appropriate Operator's Manual when using our equipment or to otherwise act irresponsibly may result in serious injury or death. The only warranty applicable to our equipment is the standard written warranty applicable to the particular product and sale and we make no other warranty, express or implied. Products and services listed may be trademarks, service marks or trade names of Terex Corporation and/or their subsidiaries in the USA and many other countries. Terex, Genie and AWP are registered trademarks of Terex Corporation or its subsidiaries. © 2018 Terex Corporation.